



augmenta

Company Presentation

Company Facts

- Founded in 2012 by three augmented reality and mobile industry veterans
- Focusing solely on enterprise AR solutions
- Based on scientific research done by the founders during the past 10 years
- Headquartered in Oulu, Finland; presence in Taiwan and Japan
- Holding core patents on the field
- Financially stable – venture capital funded



We create intuitive and configurable smartglass apps that improve your bottom line



Augumenta Smartglass Product Suite



SmartAlert: real-time view of critical data and alerts



SmartPanel: a cost-effective AR control solution



Studio: a drag&drop tool for easy app customization


Streamlined Design Flow



Without Writing a Single Line of Code!



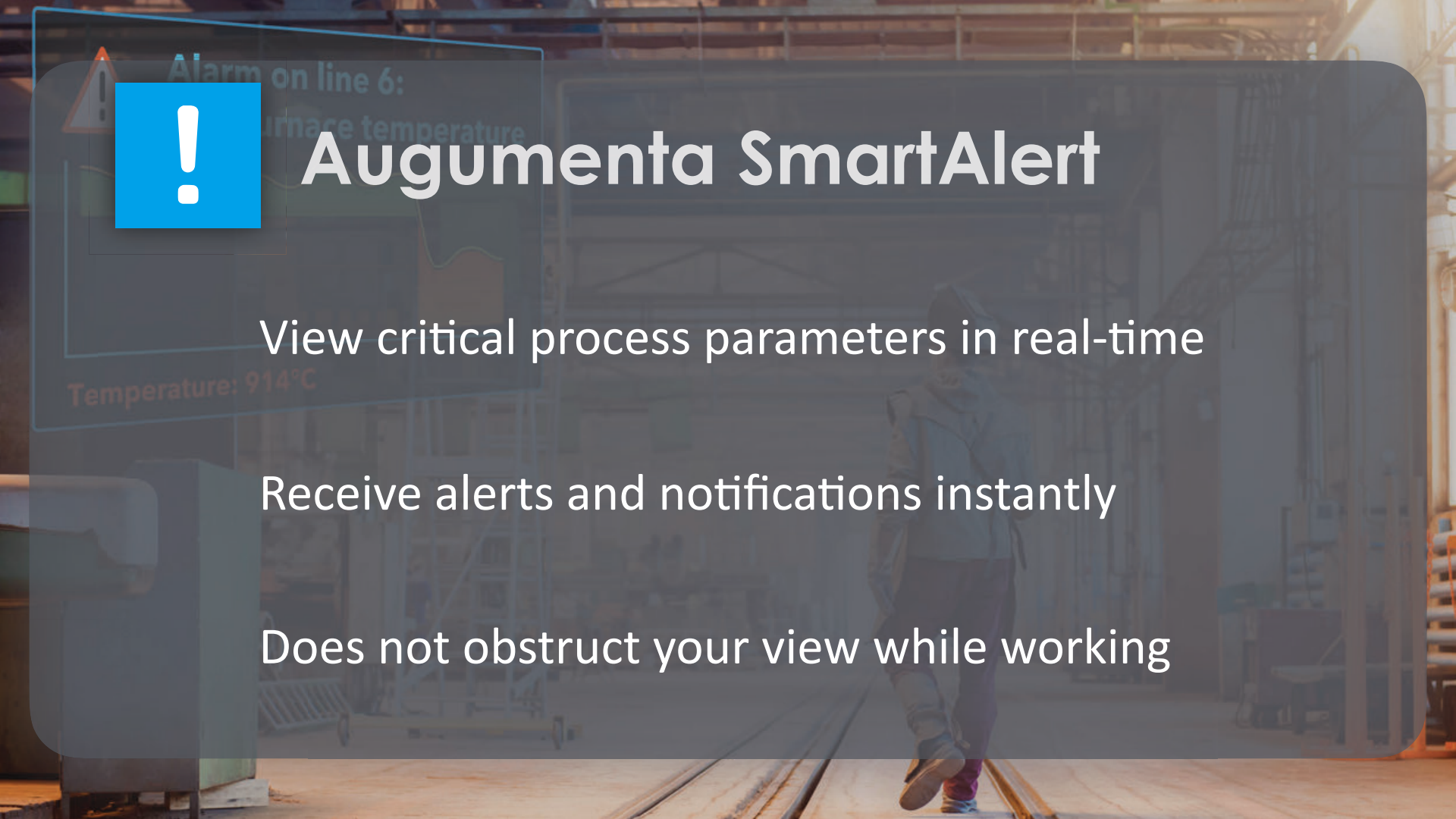
Alarm on line 6:
Low furnace temperature



Temperature: 914°C



Augumenta SmartAlert



Alarm on line 6:



Augumenta SmartAlert

View critical process parameters in real-time

Receive alerts and notifications instantly

Does not obstruct your view while working



CNC 12
LINE 3

STAGE 326 x 0.00012 y 2.20001 z 121.173
STAGE 327 x 0.00112 y 3.40002 z 121.183
STAGE 328 x 0.00212 y 4.60003 z 121.193
STAGE 329 x 0.00312 y 5.80004 z 121.203
STAGE 330 x 0.00412 y 7.00005 z 121.213
STAGE 331 x 0.00512 y 8.20006 z 121.223
STAGE 332 x 0.00612 y 9.40007 z 121.233
STAGE 333 x 0.00712 y 10.60008 z 121.243
STAGE 334 x 0.00812 y 11.80009 z 121.253



TILT
12.7°

RPM
3400

Start Stop


Q W E R T Y U I O P
A S D F G H J K L
Z X C V B N M Enter
*/? あ

7 8 9
4 5 6
1 2 3
0 . U


JOG ENTRY

START

STOP



Augumenta SmartPanel



Augumenta SmartPanel


Flexible and cost-efficient user interface

Control local and remote machines

Render data from sensors and IoT platforms



Buttons


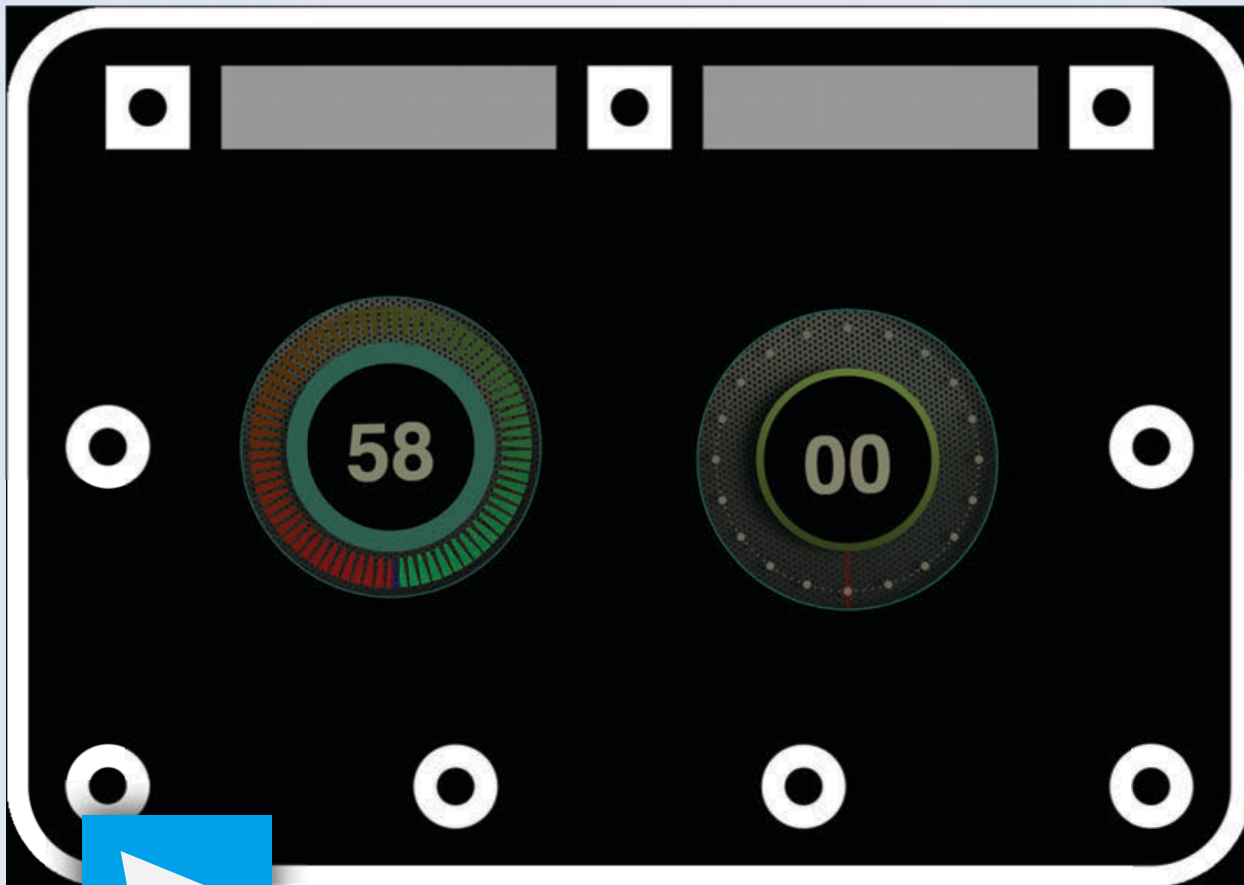
 Widget Button

Sliders

 Widget Slider

Media

Meters

 Widget Meter Humidity Widget Meter Speed

NEW OVERLAY

HUMIDITY METER

TEMPERATURE METER



| Property | Value |
|---------------|--|
| SCALE | <input type="text" value="1"/> |
| POSITION X | <input type="text" value="0,052"/> |
| POSITION Y | <input type="text" value="-0,003"/> |
| NAME | <input type="text" value="temperature met"/> |
| MAXIMUM VALUE | <input type="text" value="100"/> |
| MINIMUM VALUE | <input type="text" value="0"/> |
| SOURCE EVENT | <input type="text" value="mqtt/temperatu"/> |

Augumenta Studio

The image shows the Augumenta Studio software interface. On the left is a sidebar with categories: Buttons (containing 'Widget Button'), Sliders (containing 'Widget Slider'), Media, and Meters (containing 'Widget Meter Humidity' and 'Widget Meter Speed'). A blue square with a white mouse cursor icon is positioned over the 'Widget Button' item. The main workspace displays a dark-themed UI design for a smartwatch or glasses, featuring two large circular gauges with the numbers '58' and '00'. On the right, there is a 'NEW OVERLAY' panel with a close button (X) and labels for 'HUMIDITY METER' and 'TEMPERATURE METER'. Below this is a table with 'Property' and 'Value' columns, containing configuration data for a temperature meter.


Augumenta Studio

A tool for configuring Augumenta applications

Bind applications with data sources and machines

Deploy final design to glasses with a single click


The Big Picture



Machines


Control

Augumenta Studio




Config

Data



Download



Augumenta apps
in app stores

Data



IoT platforms



Sensors

Connect With Your IT Backend

HTTP REST



Augumenta Value Add



Fast time-to-market: no SW development needed



Easy-to-use: intuitive user interaction



Support for industry standards: no vendor lock-in



Device agnostic: deploy on any smartglass

How to Get Started?

Augumenta Studio and apps will be available in June 2017

Contact Augumenta to get a demo kit consisting of smartglasses and a trial version of Augumenta software

Book a workshop with Augumenta experts to learn how to efficiently deploy smartglasses in your organization



Thank You!



augmenta.com



info@augmenta.com



[@augmenta](https://twitter.com/augumenta)



linkedin.com/company/augumenta



facebook.com/augumentainc